





THANK YOU FOR CHOOSING KUASSA PRODUCTS!

Your search is over!

Over the years, guitarists have searched, tried, and been let down by pitch-shifting/bending effect pedals on the market. In search of a plug-in alternative of pitch-shifter or pitch-bending pedals, guitarists commonly encounter crackles, artifacts, grainy-stepped, uneven pitch shifts, and reduced attacks.

As a result of years of development, Kuassa Efektor Whammo has a pitch-shifting and pitch-bending action that is fast and silky-smooth, while also preserving tone and crisp attacks from every string picking. The unit can also be controlled via MIDI with the shortest possible latency. When paired, this is the ultimate fun for any guitarist who needs a simple, convenient way to manipulate pitch using the software counterparts.

What about chords? When pitch-shifted or pitch-bended in chords, the result is somewhat similar to the "chord mode" from the newest version of the real hardware pedal effects. A minor or diminished chord may "flutter" in a musical way, but some believe it is desirable. The ones in Radiohead's "Iron Lung" are a great example.

Give it a try*, and you'll be amazed at what you hear. Compare this plug-in with the rest of the competition. We offer 30-days money back guarantee if you are not satisfied with the product.

*unlimited demo with small noises every 30 seconds available

Available as plug-in (VST, VST3, Audio Unit, AAX) and A360 Module. Reason Rack Extension is a separate purchase.



KEY FEATURES:

- A smooth, transparent pitch-shift and pitch-bend effect.
- Perfect for single notes, also great for chords.
- MIDI controllable.
- Simplicity, while being very versatile.



SYSTEM REQUIREMENTS

Windows:

Windows Vista or Later (64 bit)

Core2 Duo, or AMD Phenom ii X4 or better (latest Intel i3, AMD A4, or better is recommended) with 4GB minimum RAM

VST or VST3 compatible host/DAW

Pro Tools 11 or later for AAX format

Propellerhead Reason 10.1 or later for Rack Extension format

Macintosh:

Mac OS 10.11 or later (64 Bit).

Core2 Duo, or better (latest Intel i3 recommended)
with 4GB minimum RAM

Native Apple Silicon support

VST, VST3, or Audio Units compatible host/DAW

Pro Tools 11 or later for AAX format

Propellerhead Reason 10.1 or later for Rack Extension format

Installation

MAC OSX 10.11 OR LATER

Note for MacOS X users: you will be asked for your password upon installation.

For Mac installer(.pkg) format, double-click the installer and follow the instructions. The installer automatically point to your Mac's default VST/VST3/AU/AAX plug-ins and Standalone path (see below). Alternatively you can customize the installation target to specific folder.

Here are the default folders installation path for each of our supported platforms in Mac OSX:

- Mac Audio Unit (EfektorWhammo.component) : /Library/Audio/Plug-Ins/Components/
- Mac VST (EfektorWhammo.vst) : /Library/Audio/Plug-Ins/VST/Kuassa/
- Mac VST3 (EfektorWhammo.vst3) : /Library/Audio/Plug-Ins/VST3/
- Mac AAX (EfektorWhammo.aaxplugin) : /Library/Application Support/Avid/Audio/Plug-Ins/

WINDOWS VISTA OR LATER

For Windows Installer (.exe), double-click the installer and follow the instructions. The installer automatically points to your system's default plugins path (see below). Alternatively you can point the installation target to specific folder. Most VST host already have a "Plugins" or "VSTplugins" folder inside its installation directory, or you can point the host to read any folder you choose.

Here are the default folders installation path for each of our supported platforms:

- Windows 64-bit VST (EfektorWhammo.dll) : C:\Program Files\Steinberg\VstPlugins\Kuassa\
- Windows 64-bit VST3 (EfektorWhammo.vst3) : C:\Program Files\Common Files\VST3\
- Windows 64-bit AAX (EfektorWhammo.aaxplugin) : C:\Program Files\Common Files\Avid\Audio\Plug-Ins\

Uninstallation

MAC OSX 10.11 OR LATER

On a Mac, simply delete the plug-in located on the corresponding Plug-ins folder, and delete other folders and file resources located at,

Folders:

- /Library/Application Support/Kuassa/Default Presets/EfektorWhammo/
- /Users/[User Name]/Music/Kuassa/Presets/EfektorWhammo/

Files:

- /Library/Application Support/Kuassa/Misc/EfektorWhammo EULA.txt
- /Library/Application Support/Kuassa/User Manuals/EfektorWhammo Manual.pdf
- /Users/[User Name]/Music/Kuassa/Settings/EfektorWhammo.setting

WINDOWS VISTA OR LATER

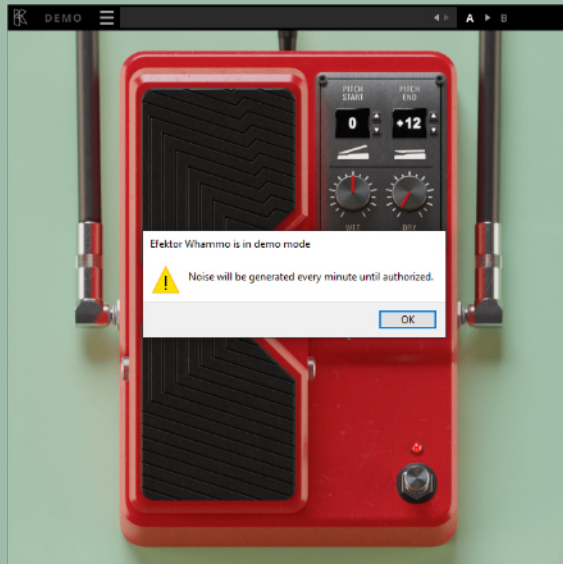
Use “Add/Remove programs” or “Programs and Features” from the Windows Control Panel. If Efektor Whammo does not listed, delete the .dll/.vst3/.aaxplugin file from your VST plug-in folder. After Uninstallation, manually delete other Efektor Whammo file resources at, Folder:

- C:\Users\[User Name]\Documents\Kuassa\Presets\EfektorWhammo\

Files:

- C:\Users\[User Name]\Documents\Kuassa\Settings\EfektorWhammo.setting

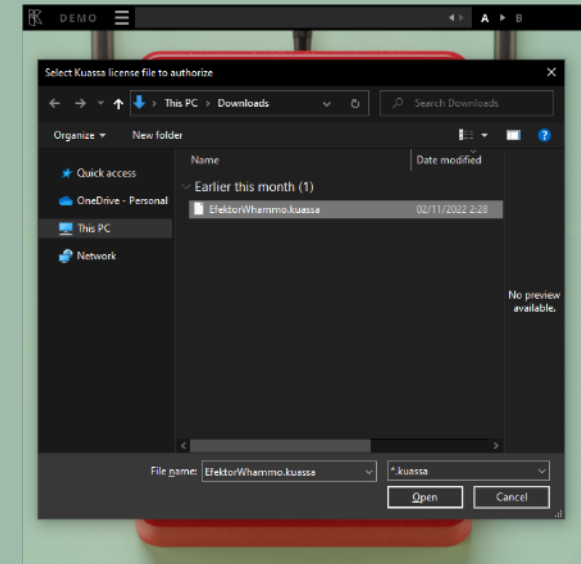
Authorization



1 On evaluation mode, you will see this pop-up window when you first start the plugin.

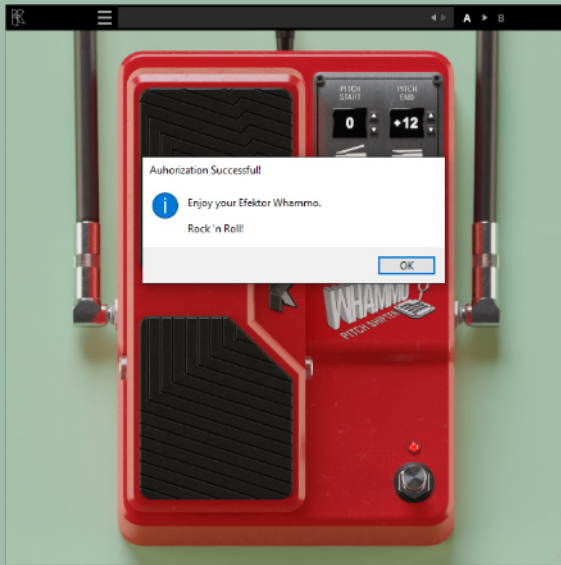


2 To start the authorization process, click the [File] button on the top-left of the plug-in's interface, there, you will find a selection box titled [import License].



3 Locate the License File [EfeKTORWhammo.kuassa] obtained from the confirmation e-mail sent to you after you purchase EFEKTOR Plug-in(s) from our web store or downloaded from member area. Note that the License File contains your personal information used to authorize the plug-in.

Authorization (Cont'd)

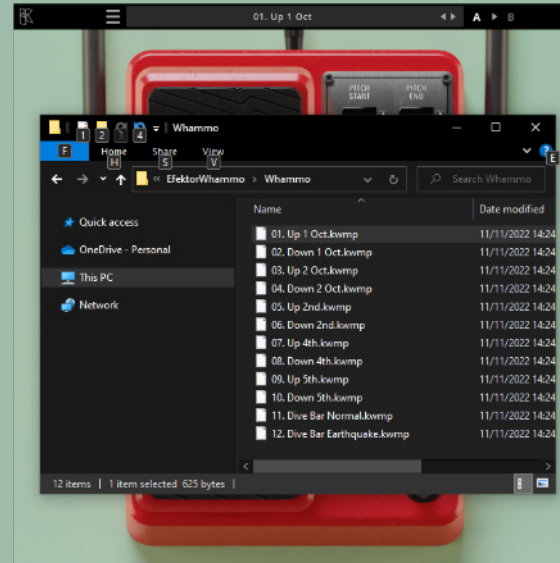
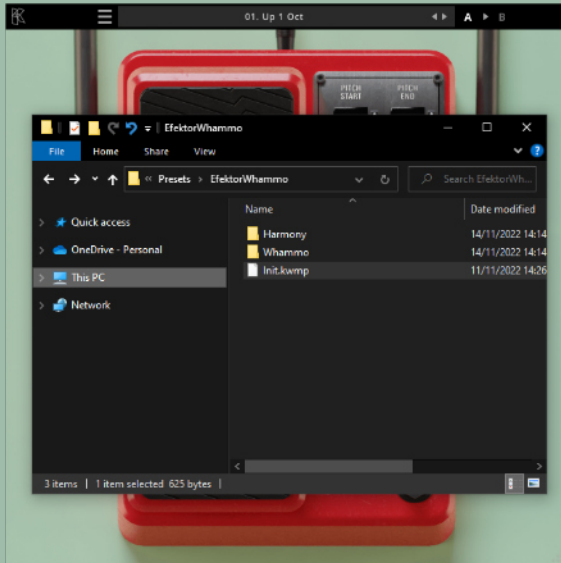


4 After you locate the License File, a pop-up box confirming that you are successfully authorize your plug-in will show.



5 To check if you have completed the authorization process, just simply load the About Box by clicking the Efektor logo on the bottom left corner. If your authorization is successful, either your name or your e-mail address will be shown on the About Box. You will also notice that the generated noise/silence on the Evaluation Version is now gone.

Preset Management



1 Presets for EfektorWhammo Plug-in(s) are located in the following folders*:

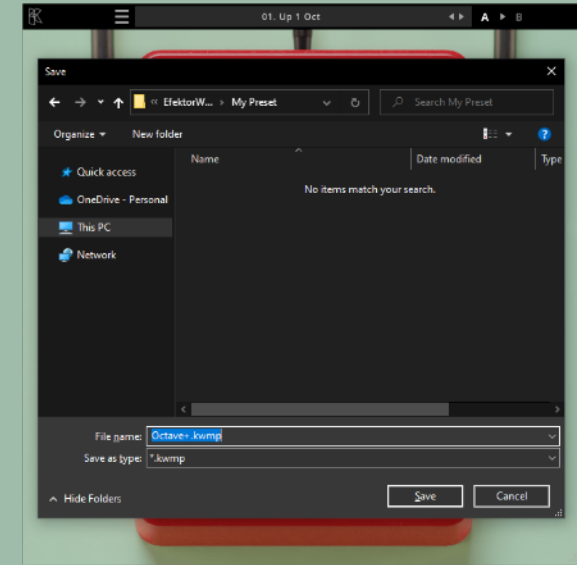
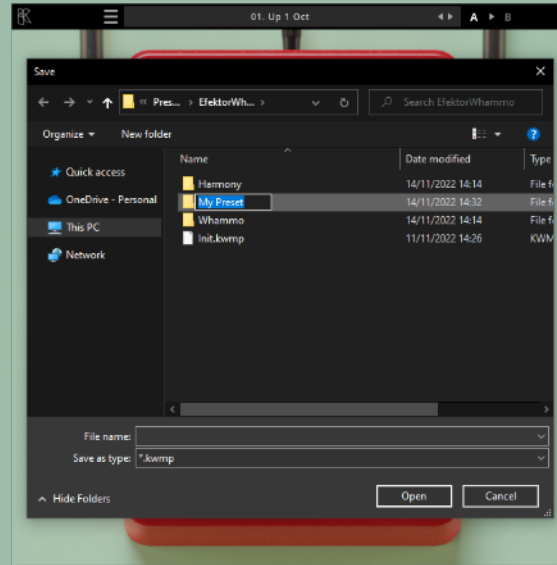
- Mac:
/Users/[USERNAME]/Music/Kuassa/Presets/EfektorWhammo
- Win:
~\Documents\Kuassa\Presets\EfektorWhammo

All presets inside these folders will be recognized by the plugin as individual presets, you can also create a folder to group the preset(s). They will thus be shown on the EfektorWhammo Plug-in's preset selector.

2 To save a preset, set your plugin to the desired parameter settings, then select:

- "Save Preset": Overwrites currently active preset.
- "Save Preset As": Saves current settings into a new preset file (*.kwmp for Efektor Whammo).

Preset Management



3 When you create a new preset using “Save Preset As...”, make sure that you have chosen the correct preset folder as aforementioned on point 1 above to make sure that it will be recognized automatically by Efektor Whammo.

Preset Management



- 4 Sub-folders are also recognized to manage presets into groups, useful to manage additional preset bank, or grouping presets based by their use.

Function



- 1 [FILE] BUTTON:** The Menu button contains several functions; preset saving, and shortcuts to the user manual and Kuassa website.
- 2 PRESET SELECTOR:** Select from available Presets, press left-right buttons or select from drop down menu.
- 3 A-B COMPARE:** Compares two different settings of the effect.
- 4 PEDAL POSITION:** Emulates the rocking action of the pitch shifter pedal. You can click + drag or use the mouse scroll to move the pedal..
- 5 PITCH START:** Sets the starting pitch, pedal position fully up.
- 6 PITCH END:** Sets the ending pitch, pedal position fully down.
- 7 UP & DOWN ARROWS:** Increases or decreases pitch shifting in semitones. Ranges from -36 to +24 semitones.
- 8 NUMBER DISPLAY:** Shows the semitone numeric value. You can click + drag or use the mouse scroll to change value.
- 9 WET LEVEL:** Adjusts the level of processed signal.
- 10 DRY LEVEL:** Adjusts the level of original unprocessed signal.
- 11 BYPASS BUTTON:** Turns the effect on or off.



WH 01. UP 1 OCT
EFEKTOR

PITCH SHIFTER

Bypass
On
Off

WHAMMO

PITCH
START
0

PEDAL
POS

PITCH
END
+12

WET
LEVEL

DRY
LEVEL

INPUT

OUTPUT

L R

BERBAHAYA
KETERANGAN
INPUT POWER: 100V 50-60Hz

PEDAL
POS

WET
LEVEL

DRY
LEVEL

KUASSA

EFEKTOR

WHAMMO

A PRODUCT OF PT KUASSA TEKNIKA BANDUNG INDONESIA

Re
Rack Extension

Function



FRONT PANEL FUNCTIONS

1. **PLUGIN BYPASS BUTTON** : Turns on, off or bypass the rack extension device.
2. **PITCH START**: Sets the starting pitch, pedal position fully up.
3. **UP & DOWN ARROWS**: Increases or decreases pitch shifting in semitones. Ranges from -36 to +24 semitones.
4. **PEDAL POSITION**: Emulates the rocking action of the pitch shifter pedal. You can click + drag or use the mouse scroll to move the pedal.
5. **PITCH END**: Sets the ending pitch, pedal position fully down.
6. **WET LEVEL**: Adjusts the level of processed signal.
7. **DRY LEVEL**: Adjusts the level of original unprocessed signal.
8. **PRESET BROWSER**
9. **PRESET NAME DISPLAY**
10. **BYPASS BUTTON**: Turns the effect on or off.

Function



BACK PANEL FUNCTIONS

1. CV INPUTS :

- CV Input Socket : Receive incoming CV message for controlling each of Efektor Whammo's CV control enabled parameters from another device's CV output.
- CV Input Trim : Turn counter-clockwise for each corresponding input to trim or reduce the intensity of incoming CV message.

2. DEVICE NAME

3. Audio input and output sockets. Please note that Efektor Whammo Extension is an "Effect" type unit, and should always be added as an Effect device instead of instrument.

MIDI CC

- [128] = "onBypass"
- [129] = "pedalPos"
- [130] = "pitchStart"
- [131] = "pitchEnd"
- [132] = "wetLevel"
- [133] = "dryLevel"

Kuassa Efektor Whammo Created by:

**Muhammad Abduh
Abshar Platisza
Muhammad Yusreza Irsyan
Intan Zariska Daniyanti
Iman Firman Amarullah
Juan Prahamma Hartjamt
Dimitar Nalbantov
Arie Ardiansyah
Raden Pratama Kusuma
Adhitya Sulistia Wibisana
Bramantyo Ibrahim
Cil Satriawan
Grahadea Kusuf
Iqbal Ansyori
Rathomi Trinugraha
Bayu Ardianto
Sundawan Sukmaya**

Presets and Audio Demos by:

Dimitar Nalbantov (<http://www.nalbantov.com>)



KUASSA TEKNIKA, PT

Jl. Dipati Ukur No. 71A

Bandung 40132

West Java, INDONESIA

<https://www.kuassa.com>

General inquiry: info@kuassa.com

TECHNICAL SUPPORT :

support@kuassa.com



A Product of KUASSA. Bandung, West Java. Indonesia
© 2010-2022 PT Kuassa Teknika

Kuassa and Efektor Whammo are trademarks of PT Kuassa Teknika, Indonesia.

All other commercial symbols, product and company names are trademarks or registered trademarks of their respective holders.

All rights reserved.